



# ResAssist Web 2.0 introduction



v1.0 ( Beta )



# CONTENTS

RESVENT



## PART01

New Cloud Platform



## PART02

DME-Side



## PART03

Doctor-Side



## PART04

Patient-Side



# PART01

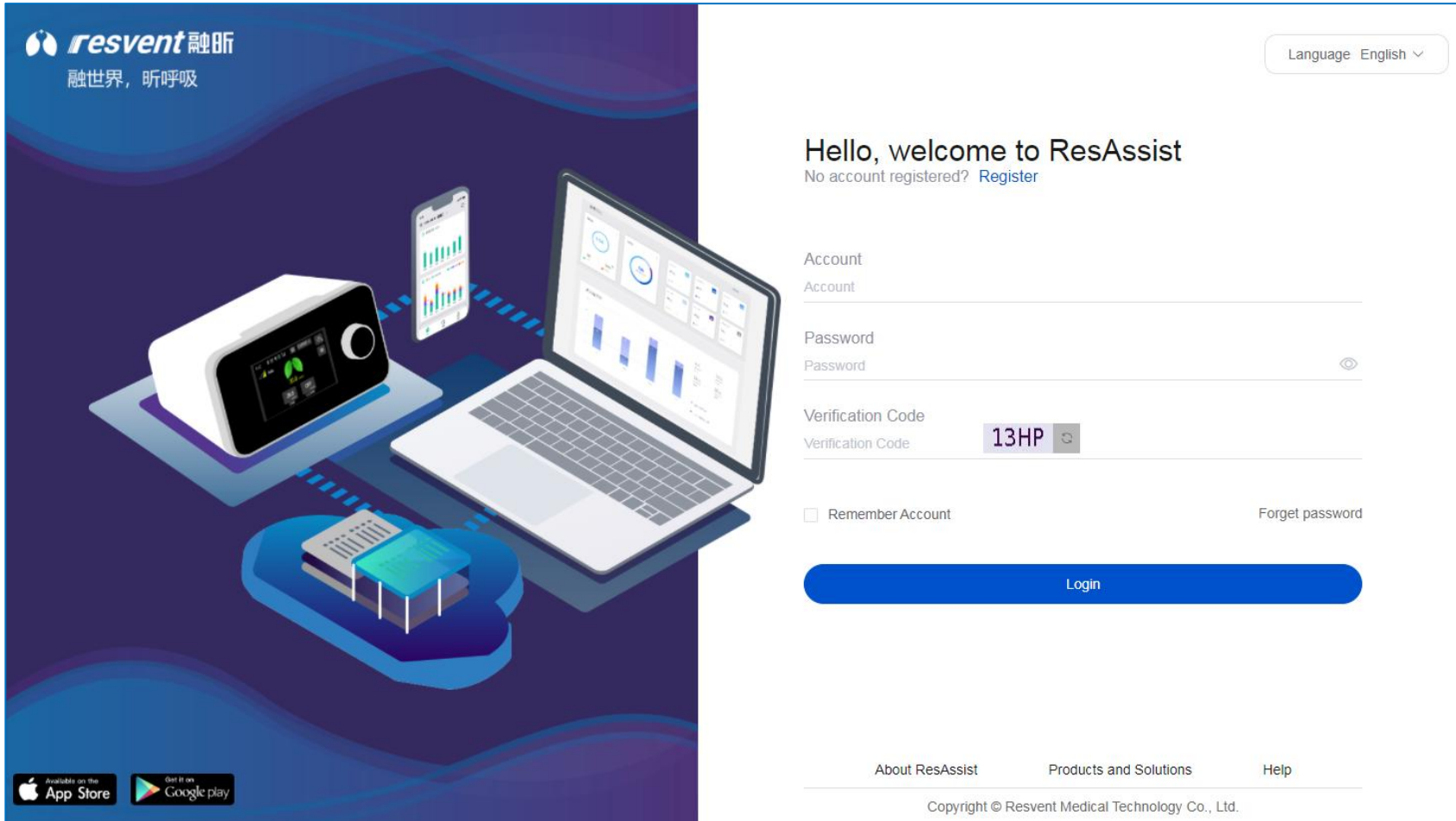
New Cloud Platform

ResAssist Web 2.0 introduction



1

# Web 2.0 New UI



New UI

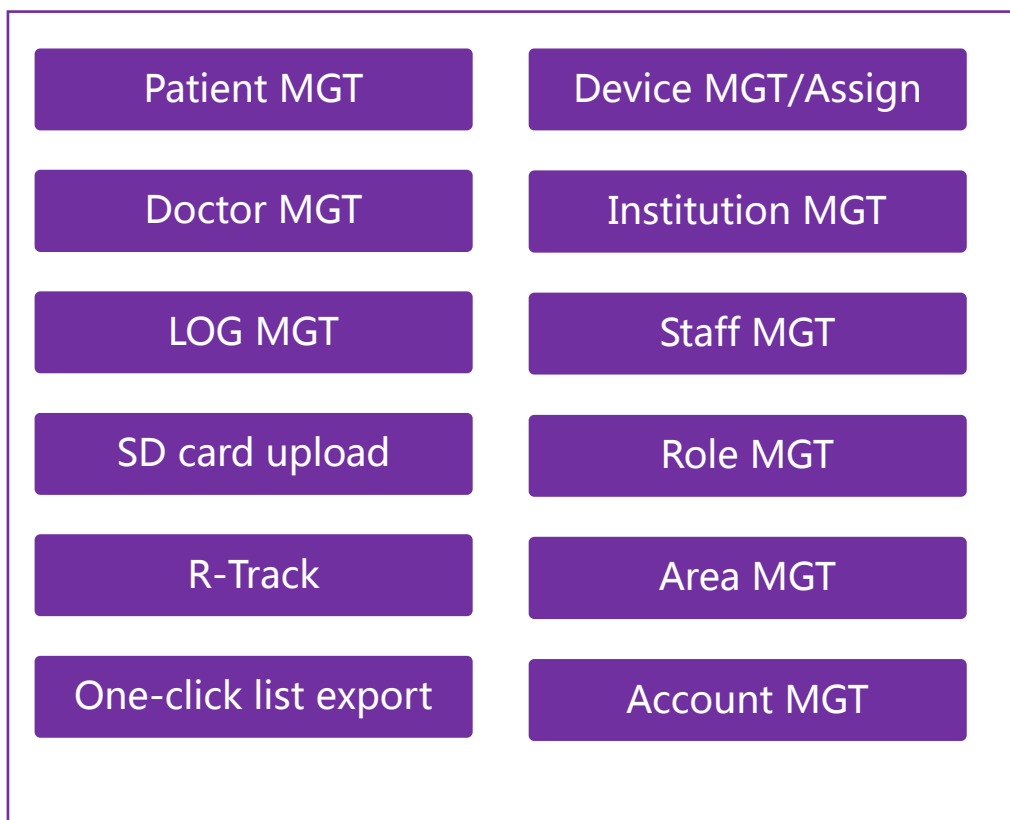
Multi-language

Patient Registration

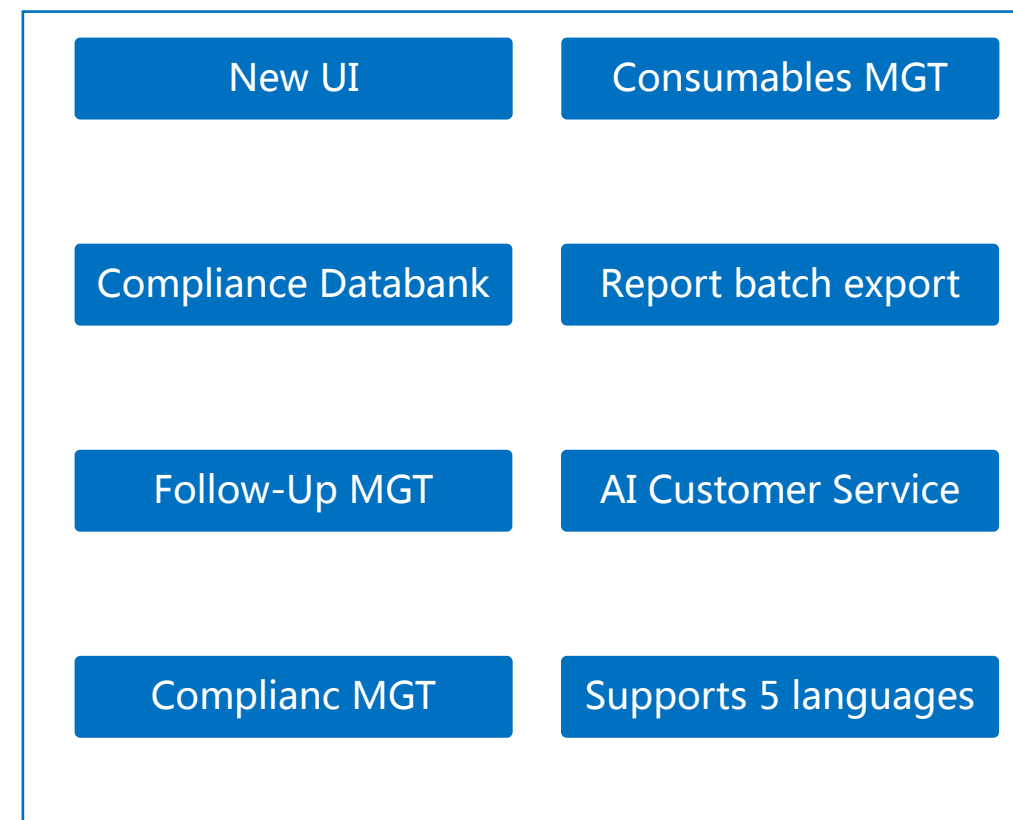
Password Reset

Web 2.0 introduces new VI colors, UI layout and interaction to enhance user experience and operational efficiency

## Existing Features



## Additional Features



More service functions are added to enhance the user experience



# PART02

DME-Side

ResAssist Web 2.0 introduction



# DME-Side Features

## Existing Features

Patient MGT	Device MGT/Assign
Doctor MGT	Institution MGT
LOG MGT	Staff MGT
SD card upload	Role MGT
R-Track	Area MGT
One-click list export	Account MGT



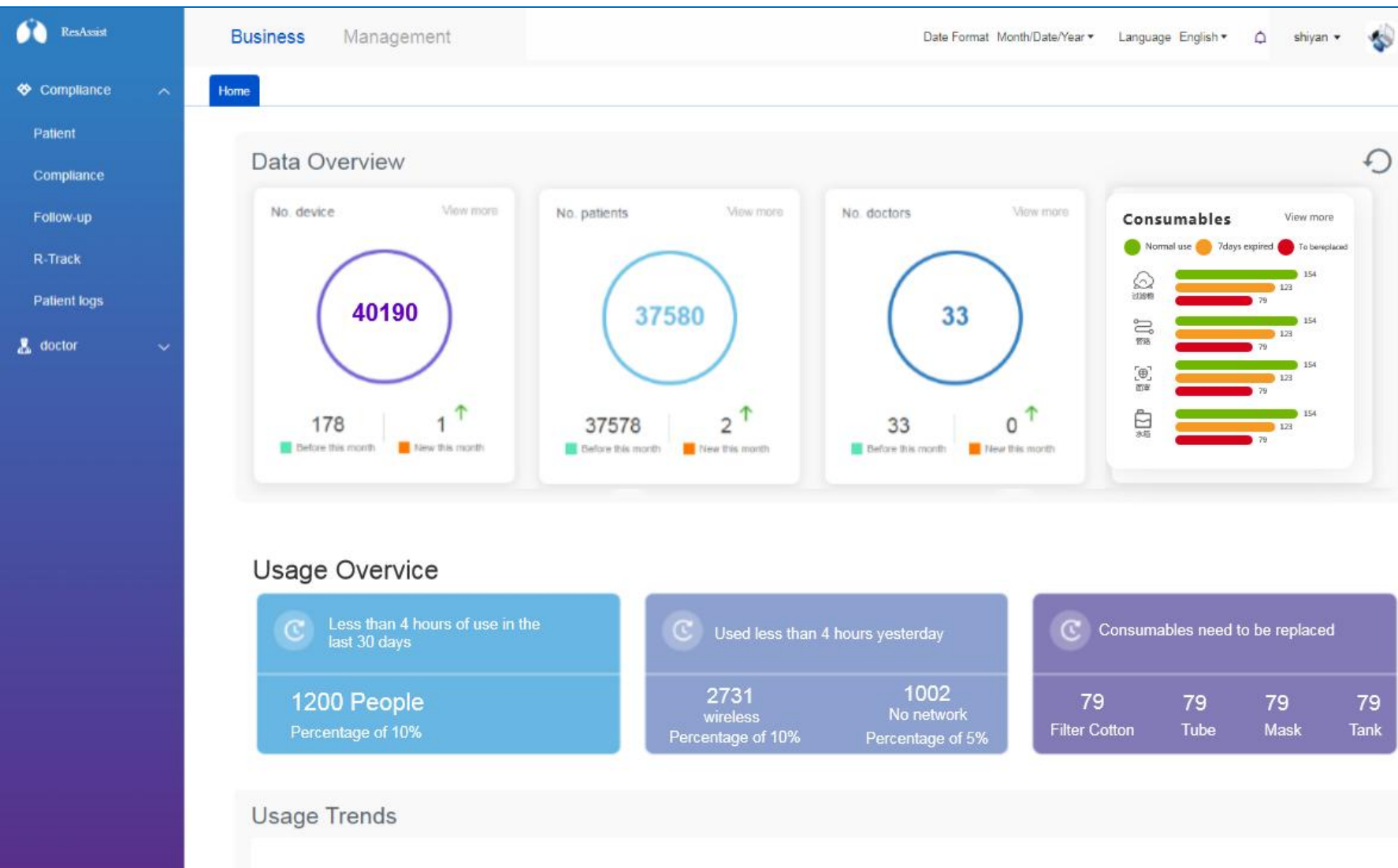
## Additional Features

New UI	Consumables MGT
Compliance Databank	Report batch export
Follow-Up MGT	AI Customer Service
Compliance MGT	Supports 5 languages

More service functions are added to enhance the user experience



# DME-Side: Compliance Databank



## Compliance Databank

1. After institution logs in, the home page displays statistics on all devices, patients, and compliance condition. as shown on the left.
2. New message alert function is added to the upper right corner.





# DME-Side: Patient MGT

The screenshot shows the ResAssist Patient MGT interface. The top navigation bar includes 'Business Management', 'Date Format: Month/Date/Year', 'Language: English', and a user profile 'shiyang'. The left sidebar lists navigation options: Compliance, Patient, Compliance, Follow-up, R-Track, Patient logs, and doctor. The main content area has a 'Patient' tab selected. It features search filters for Patient, Institution (set to 'All'), and Device SN. Action buttons include 'Batch Export Reports', 'Data upload', 'Search', 'Clear', '+ Add Patient', and 'One Click Export'. A table displays patient records with columns for Patient Account Number, Patient, Device SN, Institution, Last use date, Recent usage hours, Registration Time, and Action. The table contains three rows of data.

Patient Account Number	Patient	Device SN	Institution	Last use date	Recent usage hours	Registration Time	Action
rh1	rh1	GB-2B014118	shiyang名称			09-02-2022 14:...	Edit Delete View Health Resume Unbundle Send a message 30-Day Report 7-Day Report
2B454382	GB2B454382	GB-2B454382	shiyang名称			09-01-2022 16:...	Edit Delete View Health Resume Unbundle Send a message 30-Day Report 7-Day Report
rh	rh	GB-2B266666	shiyang名称			08-31-2022 16:...	Edit Delete View Health Resume Unbundle Send a message 30-Day Report 7-Day Report

## Patient MGT

Patient MGT update new interface layout, user can customize the list fields, the module features are as follows:

1. SD card upload data
2. Batch export therapy reports
3. Add patients
4. One-Click export patient records
5. Rapid generation of 7/30 days report



# DME-Side: Batch Export Reports

Batch export reports

Institutions can multi-select and then batch export therapy reports for multiple patients and store them as excel sheets for their statistical convenience and efficient export.

The screenshot shows the ResAssist Business Management interface. A modal window titled 'Add patient' is open, displaying a table of patient records. The table has columns for Patient Account Number, Patient, Device SN, Institution, Doctor, Area, Report Type, Report Date, and Action. The background interface shows a navigation menu with 'Compliance' selected and a breadcrumb trail 'Home > Patient > Message Center'. The top right of the interface shows 'Date Format: Month/Date/Year', 'Language: English', and a user profile 'shiyian'.

Patient Account Number	Patient	Device SN	Institution	Doctor	Area	Report Type	Report Date	Action
cenhong01	cenhong01	GB-2B333331	shiyian姓shiyian名			compliance Report	12-25-2020 - 12-31...	Delete
er	hhhhhhhhhhhhhh...		shiyian姓shiyian名			compliance Report	02-13-2022 - 02-19...	Delete
UUUUUU	UUUUUUUUUUUUUU	GB-2B121212	shiyian姓shiyian名	shiyisheng		compliance Report	02-20-2022 - 02-26...	Delete



# DME-Side: SD card data upload

SD card upload

Institution uploads patient therapy data via SD card and can view the upload progress and historical import records in real time.

The screenshot shows the 'SD card data upload' interface in the ResAssist system. The interface includes a search bar, an 'Upload data (bytes)' button, and a table of upload records. The table has columns for No., Device SN, Patient, Upload time, Data interval, Operator, and Status. The records show various upload times and operators, including 'shiyan' and 'Test修改Docor修改'.

No.	Device SN	Patient	Upload time	Data interval	Operator	Status
1	GB-2B004519	cenhongGB-2B004519	09-02-2022 16:24:43	More	shiyan姓shiyan名	More
2	GB-2B004519	cenhongGB-2B004519	09-02-2022 16:24:33	More	shiyan姓shiyan名	More
3	GB-2B004519	cenhongGB-2B004519	09-02-2022 14:58:34	More	shiyan姓shiyan名	More
4	GB-2B004519	cenhongGB-2B004519	09-02-2022 14:58:25	More	shiyan姓shiyan名	More
5	GB-2B004519	cenhongGB-2B004519	09-02-2022 14:58:09	More	shiyan姓shiyan名	More
6	GA-1A000408	新408新408	09-01-2022 14:05:42	More	Test修改Docor修改	More
7	GB-2B004519	cenhongGB-2B004519	08-31-2022 17:58:27	More	shiyan姓shiyan名	More
8	GB-2B454390	发送密码	08-31-2022 16:40:40	More	shiyan姓shiyan名	More



# DME-Side: Compliance MGT

Business Management

Date Format Month/Date/Year Language English shiyan

Home Compliance

Compliance Patient

Batch Export Reports Data upload

Patient Please enter content Device SN Please enter content Data interval 7 days Dependency All Search Clear

Days of use All Valid days All

Not used Non-compliance compliance Patient +5 View patient compliance for the last 7 days

Patient	Device SN	Dependency	Days of use/frequency	No. eff. days/eff. rate	Last use time	Operation
红啊红	GB-2B211414	✘	0days/0%	0days/0%	-	View Report
来来来测试了来来来测试了	GB-2B600122	✘	0days/0%	0days/0%	-	View Report
你好12121323你好12121323	GB-2B999688	✘	0days/0%	0days/0%	-	View Report
hong202200	GA-2A202200	✘	0days/0%	0days/0%	-	View Report
测试自动导入数据	GA-1A003340	✘	0days/0%	0days/0%	-	View Report
GB2B454382	GB-2B454382	✘	0days/0%	0days/0%	-	View Report
美国萨摩亚美国萨摩亚	GB-2B200210	✘	0days/0%	0days/0%	-	View Report

## Compliance MGT

Institutions can view the compliance status of managed patients in real time. Patient status includes: Not used, Non-compliance, and Compliance.



# DME-Side: New Therapy Report Interface Layout

## New Therapy Report

Information integration with patient as the dimension, displaying all information of the patient, including: Basic info, Therapy Data, Health History, Device details, Upload records, Follow-up record

The screenshot shows the ResAssist DME-Side New Therapy Report interface. The interface is divided into several sections:

- Header:** Business Management, Date Format: Month/Date/Year, Language: English, User: shiyan.
- Navigation:** Home, Patient details (selected).
- Tabs:** Basic Info, Therapy Data (selected), Health History, Device details, Upload records, Follow-up record.
- Patient Information:** Patient: rh1, Device SN: GB-2B014118, Gender: Male, Age: 2, Date of Birth: 09-08-2019, Device Model: iBreeze Tech, Therapy start date: 09-02-2022. Buttons: Data upload, reports, Back.
- Therapy Data:** CPAP/APAP, BPAP (selected), Day, Week (selected), month, Year, Custom, 09-05-2022. Note: \*According to your selection of this page, the displayed content will be generated as a report.
- Usage (hours):** Summary, Distribution, Trend. Legend:  $\geq 4$  hours days 0 (0%),  $< 4$  hours days 0 (0%), Days not used 7 (100%), Usage Days 0/7 (0%), Used/Days (Avg.) - hours.
- AHI (event/hour):** Summary, Trend. Legend: AI (Avg.), HI (Avg.), AHI (Avg.), OAI (Avg.), CAI (Avg.).



# DME-Side: Follow-up MGT

## Follow-up MGT

ResAssist Business Management Date Format Month/Date/Year Language English shiyan

Home Follow-up x

Follow-up time Start date To End date Follow-up Type ALL Patient Please enter content Search

Doctor Please enter content Clear

Follow-up time	Follow-up Type	Follow-up doctor	Follow-up Patients	Content
08-29-2022 10:11:35	Follow-up record	shiyisheng	[blurred]	1231313213wqedad2erwd32d23d2
08-29-2022 10:09:35	Follow-up record	shiyisheng	[blurred]	1231313213wqedad2erwd32d23d2
08-29-2022 10:09:35	Follow-up record	shiyisheng	[blurred]	1231313213wqedad2erwd32d23d2
08-29-2022 10:09:35	Follow-up record	shiyisheng	[blurred]	1231313213wqedad2erwd32d23d2
08-25-2022 10:26:17	Follow-up record		[blurred]	
08-22-2022 14:23:06	Follow-up record	shiyisheng	[blurred]	11111111
08-22-2022 14:22:19	Therapy recommendation	shiyisheng	[blurred]	sdsdsdsdsd

Institution can view the recorded information of all doctors following patients and remote interventions.



# DME-Side: R-Track

The screenshot shows a web application interface for generating an R-Track report. The interface includes a sidebar on the left with navigation options: ResAssist, Compliance, Patient, Compliance, Follow-up, R-Track (selected), and Patient logs. The main content area is titled "R-Track Report" and contains a form with the following fields:

- \* Device SN:
- \* Patient:
- \* Gender:  Male  Female  Other
- \* Age:
- \* End Date:
- R-Track1:
- R-Track7:
- R-Track14:
- R-Track30:
- R-Track90:
- R-Track180:
- R-Track365:

At the bottom of the form is a "Generate Report" button. A "Back" button is located in the top right corner of the form area. The top navigation bar includes "Business" and "Management" tabs, and the user's name "shiyuan" is displayed in the top right corner.

## R-Track

The institution can generate easy therapy reports with the R-Track code provided by the patient, and different types of reports can be generated as needed.



# DME-Side: Log MGT

Business Management

Date Format Month/Date/Year Language English shiyan

Home Patient logs

Patient's account  Patient  Institution All

Last login time  Start date To End date

Patient's account	Patient	Last login time	Client	Institution	Operation
cenhong	cenhong	09-05-2022 15:50:12	new_Web	shiyan名称	<a href="#">More logs</a>
sj	测试数据	09-05-2022 14:32:10	new_Web	shiyan名称	<a href="#">More logs</a>
rh	rh	09-02-2022 18:49:34	new_Web	shiyan名称	<a href="#">More logs</a>
rh1	rh1	09-02-2022 14:21:34	new_Web	shiyan名称	<a href="#">More logs</a>
刘涛1-GB-2B011153	刘涛1-GB-2B011153刘涛1-GB-2B011153	08-22-2022 14:44:11	web	shiyan名称	<a href="#">More logs</a>
xiao2	测试随访发送	08-15-2022 11:13:49	new_Web	shiyan名称	<a href="#">More logs</a>
xiao6	账号锁定测试xiao	07-29-2022 14:42:51	new_Web	shiyan名称	<a href="#">More logs</a>
yanzm	使用上一次验证码	07-29-2022 09:37:16	new_Web	shiyan名称	<a href="#">More logs</a>

## Log MGT

Institutions can view the login and usage records of patient accounts in the cloud platform.





# DME-Side: Doctor MGT

Business Management

Date Format Month/Date/Year Language English shiyian

Home doctor

Doctor's number  Doctor  Account Number

Doctor's number	Doctor	Account Number	Cell phone number	Company Type	Position type	Title	Institution / Hospital	Department	No. Patients	Creation Time	Operation
21661851584	12112	12天的事故re	13146464534	Hospital	11		shiyian名称		0	08-30-2022 1...	Edit Delete
21661766026	120ys	120ys		Hospital	深圳市		shiyian名称		0	08-29-2022 1...	Edit Delete
21660641688	32423423	1432	19179775352	Hospital	234		shiyian名称		0	08-16-2022 1...	Edit Delete
21658909944	显示姓隐藏名	小小测试脱敏	13199999999		测试职务		shiyian名称		0	07-27-2022 1...	Edit Delete
21658885182	dfsfs*88888...	测试医生006	18754888888	睡眠实验室	0025465	主任医师	shiyian名称	免疫科	0	07-27-2022 0...	Edit Delete
21658458371	测试性别	测试性别	13166666666	Other	医生测试		shiyian名称		0	07-22-2022 1...	Edit Delete
21658306600	xinggsfaxiao2	xiao	13256434343		小1		shiyian名称		0	07-20-2022 1...	Edit Delete
21658194664	Xshgshssjs...	XIAO1XIAO2...	13145678987	Hospital	TEST		shiyian名称		0	07-19-2022 0...	Edit Delete
21657277814	刘1111111111...	lwb01	1502198706	Hospital	试试	是	shiyian名称	免疫科	1	07-09-2022 0...	Edit Delete

Total 33 15/page 1 2 3 Go to 1

## Doctor MGT

Institution can add, edit, and manage doctor's accounts.



# DME-Side: Device MGT

Business Management

Date Format Month/Date/Year Language English shiyan

Home Device

Institution All Device SN Please enter content Device Model Please select Current Status All Search

Whether to assign? Please select Area Please select Flow card end time Start date To End date Clear

Allot Device SN +7 One Click Export Allocate device Batch Assign

<input type="checkbox"/>	Device SN	Device Model	Whether to assign?	Institution	Area	doctor	Patient	Creation time	Operation
<input type="checkbox"/>	GB-2B454382	iBreeze 20A	Yes	shiyan名称			GB2B454382	09-01-2022 16:15:13	<a href="#">View</a> <a href="#">Edit</a>
<input type="checkbox"/>	GB-2B111666	iBreeze 20C Pro	No	shiyan名称				08-29-2022 14:55:19	<a href="#">View</a> <a href="#">Edit</a>
<input type="checkbox"/>	GB-2B454390	iBreeze Tech	Yes	shiyan名称			发送密码	08-27-2022 11:29:37	<a href="#">View</a> <a href="#">Edit</a>
<input type="checkbox"/>	GB-2A200222	iBreeze 20C	Yes	shiyan名称	深圳A区	shiyisheng	我是姓hong我是名...	08-12-2022 16:47:17	<a href="#">View</a> <a href="#">Edit</a>
<input type="checkbox"/>	GB-2B250025	iBreeze 20A	Yes	shiyan名称			juntest	07-25-2022 20:14:11	<a href="#">View</a> <a href="#">Edit</a>
<input type="checkbox"/>	GB-2B182313	iBreeze 30STA	Yes	shiyan名称			GB-2B182313	07-24-2022 11:10:08	<a href="#">View</a> <a href="#">Edit</a>
<input type="checkbox"/>	GB-2B076816	iBreeze 20A	Yes	shiyan名称			GB-2B076816	07-24-2022 11:09:16	<a href="#">View</a> <a href="#">Edit</a>

Total 179 15/page < 1 2 3 4 5 6 ... 12 > Go to 1

## Device

Institution can view the SN codes that have been assigned to the institution by the vendor, and can assign SNs to subordinate institutions, regional management, etc.



# DME-Side: AI Consumables MGT

## AI Consumables

The cloud platform manages the replacement time of consumables according to each device, and performs intelligent management according to the patient's use time. When the replacement period arrives, the system will automatically remind the institution and the patient to replace it.

Business | Management

Date Format: Month/Date/Year | Language: English | shiyan

Home | Consumables X

Patient:  Device SN:

Filter:  Tube:  Mask:  Water Tank:

Patient	Device SN	Start Date	Filter	Tube	Mask	Water Tank	Operation
jun xiong	GB-2B123424	3-8-2022	Normal use	To be replaced	To be replaced	To be replaced	Hide
Last replacement time			5-12-2022	3-12-2022	5-1-2022	5-2-2022	
until the next replacement			21 days	0 days (more than 5 days)	0 days (more than 2 days)	0 days (more than 3 days)	
whether to replace			<input type="button" value="Replaced"/>	<input type="button" value="Replaced"/>	<input type="button" value="Replaced"/>	<input type="button" value="Replaced"/>	
jun xiong1	GB-2B123424	5-8-2022	Normal use	To be replaced	To be replaced	To be replaced	Manage
jun xiong1	GB-2B123424	5-8-2022	Normal use	To be replaced	To be replaced	To be replaced	Manage
jun xiong3	GB-2B123424	7-8-2022	Normal use	To be replaced	To be replaced	To be replaced	Manage

Total 179 | 15/page | 1 2 3 4 5 6 ... 12 | Go to 1



# DME-Side: Institution MGT

Business Management

Date Format Month/Date/Year Language English shiyan

Home Institution

Country Please select Institution All Institution name Please enter content Search Clear

Institution name +6 New One Click Export

Institution name	Head of Sales	No. doctors	No. Patients	No. device	Creation Time	Country	Operation
[Redacted]		0	0	0	08-22-2022 13:59:40	[Redacted]	Edit Delete View
shiyanj0051	[Redacted]	0	0	0	02-08-2022 18:49:41	[Redacted]	Edit Delete View
Just breathe Oxyge...	111	0	0	0	01-11-2022 18:14:50	[Redacted]	Edit Delete View
[Redacted]		0	0	0	01-05-2022 15:56:52	[Redacted]	Edit Delete View
[Redacted]		0	0	0	12-23-2021 19:25:10	[Redacted]	Edit Delete View
2131232		0	0	0	12-17-2021 15:54:39	[Redacted]	Edit Delete View
[Redacted]		0	0	0	12-17-2021 15:37:14	[Redacted]	Edit Delete View
[Redacted]		0	0	0	12-17-2021 15:35:46	[Redacted]	Edit Delete View
uytyuyt		0	0	0	12-17-2021 14:59:45	[Redacted]	Edit Delete View

Total 29 15/page < 1 2 > Go to 1

## Institution MGT

Institution can add subordinate institutions for management according to their respective business needs, and can assign device SNs to subordinate institutions.



# DME-Side: Staff MGT

## Staff MGT

Institution can add multiple accounts for authority and area management and customize different management rights according to daily management needs.

Business Management

Date Format Month/Date/Year Language English shiyan

Home Staff

Name:  Account Number:  Area:

Search Clear

+ Add person One Click Export

Name	Account Number	Role	Business management area	Status	Add time	Operation
sfdsasafsd	fsaf	43445	[blurred]	Enabled	08-31-2022 10:45:00	Edit View Disable Delete Reset Password
3213213132132sf	1321321	43445	[blurred]	Enabled	08-30-2022 18:16:11	Edit View Disable Delete Reset Password
dadaada	sfaa	43445	[blurred]	Enabled	08-30-2022 18:13:57	Edit View Disable Delete Reset Password
123123	1231	43445	[blurred]	Enabled	08-30-2022 18:09:54	Edit View Disable Delete Reset Password
oyj	oyj	[blurred]	[blurred]	Enabled	08-30-2022 10:10:02	Edit View Disable Delete Reset Password
shiyanry	shiyanry	[blurred]	[blurred]	Enabled	08-20-2022 16:35:33	Edit View Disable Delete Reset Password
11	R人员1	R-Track	[blurred]	Enabled	08-09-2022 10:22:12	Edit View Disable Delete Reset Password
11	R人员	R-Track	[blurred]	Enabled	08-09-2022 10:18:32	Edit View Disable Delete Reset Password
[blurred]	[blurred]	33	[blurred]	Enabled	08-02-2022 14:33:02	Edit View Disable Delete Reset Password

Total 77 15/page < 1 2 3 4 5 6 > Go to 1



# DME-Side: Account MGT

Business Management

Date Format Month/Date/Year Language English shiyan

Home User x

Login account Please enter content Login Name Please enter content User Type Please select Search Clear Send a message

<input type="checkbox"/>	Login Name	User Type	Account Number	Phone number	E-mail	Last use time	Creation Time	Operation
<input type="checkbox"/>	rh1	Patient	rh1		164908507@qq.com	2022-09-02 06:21:22	09-02-2022 14:20:53	Edit Status Management
<input type="checkbox"/>	GB2B454382	Patient	2B454382				09-01-2022 16:16:29	Edit Status Management
<input type="checkbox"/>	rh	Patient	rh	15970703322	1649088507@qq...	2022-09-01 09:46:20	08-31-2022 16:23:13	Edit Status Management
<input type="checkbox"/>	12112	doctor	12大的事故re				08-30-2022 17:26:24	Edit Status Management
<input type="checkbox"/>	sfsasfsa	Patient	ef				08-30-2022 14:47:08	Edit Status Management
<input type="checkbox"/>	120ys	doctor	120ys	159100		2022-08-30 07:23:42	08-29-2022 17:40:36	Edit Status Management
<input type="checkbox"/>	werfsdfsdf	Patient	324		efas@wr.rs	2022-08-30 06:43:13	08-29-2022 10:22:52	Edit Status Management
<input type="checkbox"/>	机构新增	Institution	测试新增机构		safsaf@we.we	2022-08-30 08:47:18	08-22-2022 13:59:40	Edit Status Management

## Account MGT

Institutions can create different accounts by assigning authority and allocate the accounts to staff for daily management



# DME-Side: AI Customer Service

## AI Customer Service

Institution can use the AI customer service to self-help the problem and get the related operation guide content quickly.

ResAssist Service Human services

Hello, may I help you?

Do you want to ask:

- How long after the mask has been used should I consider replacing it?
- What should I choose between nose mask, full mask and nose pillow?
- How should I judge the criteria to choose the right mask for me?
- incomplete data
- The device is incorrectly associated with an agent
- Forget the account password you registered for
- How to obtain data without network function

offi malf inco

Enter Message ... Enter

**company profile**

Resvent Medical was founded in 2015, headquartered in Shenzhen, China. As the world's fast-growing the respiratory health of digital medical solutions provider, breathing slow disease diagnosis and treatment, severe mechanical ventilation, AI and digital medical, smart cloud information system domain, in-depth insight into the clinical application demand, relying on its strong research and development strength bursting creative potential, continuous innovation to launch high quality medical solutions. Together with you, we will respond to new challenges in healthcare and health, and continue to deliver digital healthcare and chronic disease management solutions with high cost and high performance.

**Common Problem**

The company improves its products and services?

Company Business scale ?

How to choose the right mask ?



# PART03

Doctor-Side

ResAssist Web 2.0 introduction





# Doctor-Side Features

---

Compliance Dashboard

R-Track

Patient

Patient logs

Compliance

Batch Export Reports

Follow -up

SD Data Upload



# Doctor-Side: Compliance Dashboard

## Compliance Dashboard

Doctor can use the compliance dashboard to quickly preview patient compliance status and track data

The screenshot shows the ResAssist Compliance Dashboard interface. It features a left sidebar with navigation options: ResAssist, Compliance, Patient, Compliance, Follow-up, R-Track, and Patient logs. The main content area is titled 'Business' and includes a 'Home' button. The 'Patient Profile' section displays several metrics: 'No. Patients' (24 total, 0 new this month), 'device Status' (5 species), and a breakdown of device types: iBreeze 20A (5 people, 31.2%), iBreeze Tech (5 people, 31.2%), iBreeze 20C (1 person, 6.2%), iBreeze 20C Pro (1 person, 6.2%), and Other (0 people, 0.0%). The 'Compliance profile' section shows 'Adherent Patients' (0 people, 0%), 'Non-compliant patients' (0 people, 0%), and 'Non-Use Patients' (16 people, 100%). It also includes filters for '7Days' and '30Days' and two empty boxes for 'Average Days of use/frequency' and 'Average No. eff.days/eff.rate'.



# Doctor-Side: Patient MGT

The screenshot shows the ResAssist Patient MGT interface. The top navigation bar includes 'Business', 'Date Format', 'Language', and user information. The left sidebar lists 'Compliance', 'Patient', 'Compliance', 'Follow-up', 'R-Track', and 'Patient logs'. The main content area has tabs for 'Compliance' and 'Patient'. Below the tabs are search filters for 'Patient' and 'Device SN', and buttons for 'Batch Export Reports', 'Data upload', 'Search', and 'Clear'. A table below shows patient records with columns for Patient Account Number, Patient, Device SN, Last use date, Recent usage hours, Registration Time, and Action. The table contains three rows of data.

Patient Account Number	Patient	Device SN	Last use date	Recent usage hours	Registration Time	Action
yanzm	使用上一次验证码				07-29-2022 09:29:01	Edit Delete View Health Resume Send a message 30-Day Report 7-Day Report
xiao6	账号锁定测试xiao				07-29-2022 09:14:30	Edit Delete View Health Resume Send a message 30-Day Report 7-Day Report
xiao2	测试随访发送				07-21-2022 15:41:31	Edit Delete View Health Resume Send a message 30-Day Report 7-Day Report

## Patient MGT

Patient MGT update new interface layout, user can customize the list fields, the module features are as follows:

1. SD card upload data
2. Batch export therapy reports
3. Add patients
4. One-Click export patient records
5. Rapid generation of 7/30 days report



# Doctor-Side: Batch Export Reports

## Batch Export Reports

Doctor can multi-select and then batch export therapy reports for multiple patients and store them as excel sheets for their statistical convenience and efficient export.

**Add patient**

Single export of up to 10 patient reports

+ Add patient One Click Export

Patient Account Number	Patient	Device SN	Institution	Doctor	Area	Report Type	Report Date	Action
wss111	hongGB-2B999999		shiyi...	shiyisheng		compliance Report	02-12-2022 - 02-18...	Delete
RGEGERG	honghong	GB-2B019142	si...	shiyisheng		compliance Report	02-13-2022 - 02-19...	Delete
	-GB-2B01115...	GB-2B011153	shiyi...	shiyisheng		compliance Report	08-14-2020 - 08-20...	Delete
	A00020...	GA-1A000203	shiyi...	shiyisheng		compliance Report	10-24-2019 - 10-30...	Delete

xiao2 测试随访发送 07-21-2022 15:41:31 Edit Delete View Health Resume Send a message 30-Day Report 7-Day Report Edit Delete View Health Resume



# Doctor-Side: SD card data upload

ResAssist Business Date Format Month/Date/Year Language English shiyisheng

Home Data upload

## SD card data upload

Keyword Search Upload data (bytes) ? Having trouble uploading data? Back

No.	Device SN	Patient	Upload time	Data interval	Operator	Status
1	GB-2B011153	刘涛1-GB-2B011153刘涛 1-GB-2B011153	08-31-2022 11:15:39	More	shiyant姓shiyant名	More
2	GB-2B011153	刘涛1-GB-2B011153刘涛 1-GB-2B011153	08-31-2022 11:15:08	More	shiyant姓shiyant名	More
3	GB-2B011153	刘涛1-GB-2B011153刘涛 1-GB-2B011153	08-31-2022 11:14:45	More	shiyant姓shiyant名	More
4	GB-2B011153	刘涛1-GB-2B011153刘涛 1-GB-2B011153	08-30-2022 14:40:06	More	shiyant姓shiyant名	More
5	GB-2B011153	刘涛1-GB-2B011153刘涛 1-GB-2B011153	08-30-2022 14:31:16	More	shiyant姓shiyant名	More
6	GB-2B011153	刘涛1-GB-2B011153刘涛 1-GB-2B011153	08-30-2022 14:29:36	More	shiyant姓shiyant名	More
7	GB-2B011153	刘涛1-GB-2B011153刘涛 1-GB-2B011153	08-29-2022 10:43:57	More	shiyant姓shiyant名	More

Total 12 10/page < 1 2 > Go to 1

SD card upload

Doctor uploads patient therapy data via SD card and can view the upload progress and historical import records in real time.



# Doctor-Side: Compliance MGT

ResAssist

Business

Date Format Month/Date/Year Language English shiyisheng

Home Compliance

Compliance Patient

Batch Export Reports Data upload

Patient Please enter content Device SN Please enter content Data interval 30 days Search

Dependency All Days of use All Valid days All Clear

Not used Non-compliance compliance Patient +5 View patient compliance for the last 7 days

Patient	Device SN	Dependency	Days of use/frequency : No. eff.days/eff.rate	Last use time	Operation	
UUUUUUUUUUUUUU	GB-2B121212	⊗	0days/0%	0days/0%	-	View Report
戴测试666	GB-2B999999	⊗	0days/0%	0days/0%	02-18-2022	View Report
刘涛1-GB-2B011153刘涛...	GB-2B011153	⊗	0days/0%	0days/0%	08-20-2020	View Report
特殊时间患者特殊时间患者	GB-2B074557	⊗	0days/0%	0days/0%	-	View Report
刘涛无线刘涛无线	GB-2B998899	⊗	0days/0%	0days/0%	-	View Report
熊君	GB-2B081291	⊗	0days/0%	0days/0%	05-30-2022	View Report
测试2B165501	GB-2B165501	⊗	0days/0%	0days/0%	-	View Report
HONG2优化USA协议交...	GA-1A222222	⊗	0days/0%	0days/0%	04-01-2022	View Report

## Compliance MGT

Doctors can view the compliance status of managed patients in real time. Patient status includes: Not used, Non-compliance, and Compliance.



# Doctor-Side: New Therapy Report Interface Layout

## New Therapy Report

Information integration with patient as the dimension, displaying all information of the patient, including: Basic info, Therapy Data, Health History, Device details, Upload records, Follow-up record

The screenshot displays the ResAssist Doctor-Side New Therapy Report interface. The top navigation bar includes 'Business', 'Date Format', 'Language', and user information. The left sidebar lists navigation options: Compliance, Patient, Compliance, Follow-up, R-Track, and Patient logs. The main content area is titled 'Patient details' and includes tabs for 'Basic Info', 'Therapy Data', 'Health History', 'Device details', 'Upload records', and 'Follow-up record'. The 'Therapy Data' tab is active, showing patient information (Patient ID: UUUUUUUUUUUU, Device SN: GE [redacted] 2, Gender: Male, Age: 34, Date of Birth: 11-03-1987, Device Model: iBreeze 20A, Therapy start date: 06-18-2022) and buttons for 'Data upload', 'reports', and 'Back'. Below this, there are filters for 'CPAP/APAP', 'BPAP', and a date range selector set to '02-26-2022'. A note states: '\*According to your selection of this page, the displayed content will be generated as a report'. The 'Usage (hours)' section features a bar chart with tabs for 'Summary', 'Distribution', and 'Trend'. The chart shows usage for the period from 02-20 to 02-26. The legend indicates: 

- ≥ 4 hours days 0 (0%)
- < 4 hours days 2 (29%)
- Days not used 5 (71%)
- Usage Days 2/7 (29%)
- Used/Days (Avg.) 1.0 hours



# Doctor-Side: Follow-up MGT

ResAssist

Business

Date Format Month/Date/Year Language English shiyisheng

Home Follow-up

Follow-up time Start date To End date Follow-up Type ALL Patient Please enter content Search Clear + New Follow-up

Follow-up time	Follow-up Type	Follow-up Patients	Content	Operation
08-29-2022 10:11:35	Follow-up record	[blurred]	1231313213wqedad2erwd32d23d2	Edit Delete
08-29-2022 10:09:35	Follow-up record	[blurred]	1231313213wqedad2erwd32d23d2	Edit Delete
08-29-2022 10:09:35	Follow-up record	hong202207ai123456	1231313213wqedad2erwd32d23d2	Edit Delete
08-29-2022 10:09:35	Follow-up record	ssfdssdfsdfsdssfsfsfsafsfsf	1231313213wqedad2erwd32d23d2	Edit Delete
08-22-2022 14:23:06	Follow-up record	[blurred]	11111111	Edit Delete
08-22-2022 14:22:19	Therapy recommendation	[blurred]	sdsdsdsdsd	Send a message Delete
08-22-2022 11:30:51	Follow-up record	[blurred]	[blurred]	Edit Delete

## Follow-up MGT

Doctor can view the recorded information of all doctors following patients and remote interventions.





# Doctor-Side: R-Track功能

The screenshot shows the ResAssist interface for generating an R-Track report. The left sidebar contains navigation options: ResAssist, Compliance, Patient, Compliance, Follow-up, R-Track, and Patient logs. The main content area is titled 'R-Track Report' and includes a 'Back' button. The form contains the following fields:

- \* Device SN:
- \* Patient:
- \* Gender:  Male  Female  Other
- \* Age:
- \* End Date:
- R-Track1:
- R-Track7:
- R-Track14:
- R-Track30:
- R-Track90:
- R-Track180:
- R-Track365:

A 'Generate Report' button is located at the bottom of the form.

## R-Track

Doctor can generate easy therapy reports with the R-Track code provided by the patient, and different types of reports can be generated as needed.



# Doctor-Side: Log MGT

ResAssist Business Date Format Month/Date/Year Language English

Home Patient logs

Patient's account: Please enter content Patient: Please enter content Institution: All Search

Last login time: Start date To End date Clear

Patient's account	Patient	Last login time	Client	Institution	Operation
sj	[blacked out]	09-05-2022 16:22:09	new_Web	[blacked out]	More logs
cenhong	cenhong	09-05-2022 16:17:54	new_Web	snlyz [blacked out]	More logs
cenhong2139	cenhong2139姓cenhong名	09-05-2022 15:48:49	new_Web	[blacked out]	More logs
chang	T [blacked out]	09-05-2022 15:17:04	web	resvent3	More logs
cenhong999111	[blacked out]hong999111	09-05-2022 15:08:49	new_Web	[blacked out]	More logs
[blacked out]	[blacked out]波一 级患者名	09-05-2022 10:48:45	new_Web	[blacked out]	More logs
zhuo	zhuo	09-05-2022 09:13:39	web	resvent3	More logs
rh	rh	09-02-2022 18:49:34	new_Web	snlyz [blacked out]	More logs
[blacked out]	[blacked out]	[blacked out]02-2022 16:06:02	web	resvent3	More logs

Total 730 15/page < 1 2 3 4 5 6 ... 49 > Go to 1

## Log MGT

Doctor can view the login and usage records of patient accounts in the cloud platform.



# PART04

Patient-Side

ResAssist Web 2.0 introduction



# Patient-Side Features

---

Compliance Report

My Devices

Health History

SD Upload



# Patient-Side: Compliance Report

ResAssist Business Date Format Month/Date/Year Language English cenhong

Compliance Reporting

Compliance Reporting

Patient: cenhong Device SN: Gender: Female Age: 30 Date of Birth: 09-18-1991 Device Model: Therapy start date: 09-15-2021

Data upload reports

CPAP/APAP BPAP Day Week month Year Custom 09-05-2022

\*According to your selection of this page, the displayed content will be generated as a report

Usage (hours) Summary Distribution Trend

Usage (hours) chart data:

Day	Usage (hours)
08-30	0
08-31	0
09-01	0
09-02	0
09-03	0
09-04	0
09-05	0

Legend:  $\geq 4$  hours days 0 (0%),  $< 4$  hours days 0 (0%), Days not used 7 (100%), Usage Days 0/7 (0%), Used/Days (Avg.) - hours

AHI (event/hour) Summary Trend

AHI (event/hour) chart data:

Day	AHI (event/hour)
08-30	0
08-31	0
09-01	0
09-02	0
09-03	0
09-04	0
09-05	0

Legend: AI (Avg.) -, HI (Avg.) -, AHI (Avg.) -, OAI (Avg.) -

## Compliance Report

Patients can view their own therapy data, which can be viewed through different data dimensions.




# Patient-Side: My Devices

ResAssist Business Date Format Month/Date/Year Language English cenhong

Compliance Reporting My Devices x

Device Information



Model: iBreeze 20A  
SN: GB-2B114195  
PurchaseDate:  
Order Number  
Last use date: 02-15-2022

Device usage

Up time	Off-line time	Use time
02-14-2022 04:58:09	02-15-2022 06:35:26	25Time37minutes17sec
02-14-2022 01:52:44	02-14-2022 04:53:17	3Time0minutes33sec
02-12-2022 01:47:13	02-12-2022 04:01:49	2Time14minutes36sec
02-12-2022 00:13:48	02-12-2022 01:44:59	1Time31minutes11sec
02-09-2022 23:27:54	02-10-2022 00:55:52	1Time27minutes58sec
02-02-2022 22:48:48	02-02-2022 23:48:48	1Time0minutes0sec
02-01-2022 23:53:08	02-02-2022 03:13:59	3Time20minutes51sec

## My Devices

Patients can view the basic information of the bound devices.



# Patient-Side: Health History

## Health History

Patients view personal health record information.

The screenshot shows the ResAssist user interface. On the left is a dark blue sidebar with navigation options: Compliance Reporting, My Devices, Health History (highlighted), and SD Upload. The main content area is titled 'Business' and includes a top navigation bar with 'Date Format Month/Date/Year', 'Language English', and a user profile 'cenhong'. Below this, there are tabs for 'Compliance Reporting' and 'Health History'. The 'Health History' tab is active, displaying a list of cases under the heading 'Cases'. Each case entry includes a timestamp, a title, and content.

Timestamp	Title	Content
2021-12-31 18:28:07	Title124	Content242
2021-12-30 16:55:03	Titlebug好多	Content提得想哭
2021-11-12 15:31:06	Title法规的干	Content水果蛋糕
2021-11-08 11:18:56	Titlehahaha	Content哈哈哈
2021-11-08 11:17:28	Titlelalala	



# Patient-Side: SD Upload

ResAssist

Business

Date Format Month/Date/Year Language English cenhong

Compliance Reporting **SD Upload**

### SD card data upload

Keyword    [? Having trouble uploading data?](#)

No.	Device SN	Patient	Upload time	Data interval	Operator	Status	Operation
1	GB-2B	[blurred]	04-29-2022 11:08:33	More	[blurred]	More	Import detail records Undo
2	GB-2B	[blurred]	03-02-2022 15:58:36	More	[blurred]	More	Import detail records Undo

Total 0 10/page < 1 > Go to 1

SD Upload

patients can upload therapy data from the device's SD card.



# THANKS!

## 愿景/Vision

成为全球最值得信赖的  
呼吸健康解决方案提供商

## 使命/Mission

敬畏生命 守护健康

## 价值观/Values

诚信 创新 开放 共赢




深圳融昕医疗科技有限公司

地址：深圳市宝安区新安街道兴东社区留仙一路2号高新奇一期科技股份有限公司BC602

电话：0755-23027370

邮箱：info@resvent.com

官网：www.resvent.com



**resvent** 融昕